

Around the World With Kids  
Presented by Margaret Wong



**Be excited...it's contagious!**

**What are your objectives?**

**Have a plan: Vocabulary**

**Animals**

**Places**

**Holidays/traditions**

**Arts-crafts, music, dance**

**Traditional clothing**

**Food**

**Use your resources available to you.**

**Be creative and open to new ideas.**

**Review with games.**

**Go out with a BANG!**

	<b>Africa</b>	<b>Antarctica</b>	<b>Asia</b>	<b>Australia</b>	<b>Europe</b>	<b>North Am.</b>	<b>South Am.</b>
<b>Food</b>	injera bread, irio, biltong sadza dumplings		Naan bread, noodles jiazhi dumplings	Damper bread, Anzac biscuit, vegemite, beets with eggs/burgers	Scone and Foccacia bread, periogi dumplings, pizza and pasta	Cornbread, Thanksgiving meal	Chipa cheese bread, Hallacas dumplings
<b>Sweets</b>	marshmallo		rice candy	kookaburra licorice	gummy bears, Pez peppermint	cocoa	dulce de leche
<b>Holidays and events</b>	Sept. 24th Mar 21 April 27th May 1st		Chinese New Year, Korea-Solnol, India-Pongal	Anzac Day-Apr 25, Boxing Day-Dec. 26th, Melbourne Cup	3 Kings Day, Bastille Day, May Day, Wimbledon	Black History month, July 4th, Thanksgiving, Indy 500	Carnival-Rio de Janero, Day of the dead- Nov 1st
<b>Games-sports</b>	Mancola, tribal dances		Majong, table tennis, martial art	Marrngrook, horse racing	soccer, tabletop 9 pins, cricket, rugby	Baseball, race car driving	Queimada-tag, soccer
<b>Wonders</b>	Serengetti Pyramids Victoria falls	Aurora Australias, ice shelf, penguin colony	Great Wall, Taj Mahal, Mt. Everest	Great Barrier Reef, Ayers Rock, Sydney Opera House	Eiffel Tower, Stonehinge, Sagrada Familia	Grand Canyon, Statue of Liberty, Golden Gate Bridge	Machu Picchu, Easter Island, Amazon rainforest
<b>Greeting</b>	Jambo		Ni-Hao	G-Day	Bonjour	Howdy, Ola	Salve
<b>Contributions</b>	coffee, yams banjo, sesame seeds		firecrackers, tea, compass, silk, porcelain, carpets, wok	boomerang, barbie, outback, slouch hat	birthday cake, shampoo, matches Olympics, Christmas tree	cocoa, pinatas, coca-cola, Levis	medicines from the Amazon
<b>Animals</b>	African elephant, Okapi Meerkat	Emporer penguins, leopard seal, orca whale	Chinese soft shelled turtle, Asian elephant, Leopard gecko	Kangaroo, Koala, Platypus, Bearded dragon Whites tree frog	Camargue horse, Norwegian Leming	Grizzly bear, Black tailed prairie dog, Bald eagle	Giant Anteater, Sloth, Anaconda, Piranha, Tarantulas

	Africa	Asia	Australia	Europe	North Am.	South Am.
<b>Lucky Items</b>	Alligator teeth, good luck hand	color red, elephants, red lanterns, numbr 8	frogs (aborigines)	horseshoe, ladybugs, "veel gluck"	dream catchers, "buena suerta", "break a leg"	fita bracelets, "bona fortuna"
<b>Clothing</b>	aso-oke, dashika	sarong, kimona	Aborigine- king plate, bush hat, outback coat	beret, kilt		Alpaca Ruana- Boliivia
<b>Famous People</b>	Nelson Mandela, Dikembe Mutambo	Jesus, Yao-Ming, Confuscious	Anne Geddes, John Gould	Christopher Columbus, Queen of England	Johnny Appleseed, Casey Jones, Martin Luther King Jr.	Pele Antarctic- Shakelton
<b>Dances, Music</b>	Aduma- Maasai jumping dance	Chopstick dance, belly dancing	Corroboree- Aborigine dreamtime ceremony	Irish stepdance, polka, waltz, flamenco dance	Breakdancing, the moonwalk, Texas two step	Samba, Tango, the limbo- islands of W. Indies
<b>Artists</b>			John Gould, Anne Geddes, Emily Kngwarreye	Claude Monet, Miro, Picasso	Jackson Pollock, Andy Warhol	
<b>Art</b>	Wooden masks Kente cloth	Ink brush, silk Calligraphy, cloisonne,	Aborigine X-ray art and Dot paintings	Ukrainian Pisanka eggs European Woodcuts	Am. Indian: pottery and basket making	Peruvian stone sculptures

## **Books**

**"Look What Came From \_\_\_\_\_" series. Authors Kevin Davis and Miles Harvey.**

**"We Come From \_\_\_\_\_" series. Published by Raintree Steck Vaughn.**

**"True Book" series. Published by Childrens Press and Scholastic.**

**"A Ticket to \_\_\_\_\_" series. Published by Carolrhoda Books.**

**"Countries of the World" series. Published by Bridgestone Books.**

**"A to Z \_\_\_\_\_" series. Published by Scholastic.**

**\*Note: You can find additional websites and resources in the back of these books.**

## **Activity Books**

**"Kids Can Draw" (Animals of the World), by Philippe Legendre.**

**"Ed Emberley's Great Thumbprint Drawing Book" by Scholastic.**

**"Usborne Playtime" (I Can Draw Animals) by Ray Kristin Geller.  
Gibson.**

**"Follow the Directions & Draw It All By Yourself", by**

## Online Resources

For information about animals:

<http://animals.nationalgeographic.com/>

For video clips about animals and interactive games:

<http://www.nationalgeographic.com/crittercam/index.html>

For information about animals and people

<http://dsc.discovery.com/>

For information and videos about animals

<http://animal.discovery.com/>

For information about historical events and historical people.

<http://www.history.com/>

## Chinese Egg Drop Soup

2 eggs beaten

2 cans 14 1/2 ou. chicken broth

1 to 2 tablespoons soy sauce

1 scallion chopped

1 clove garlic chopped finely

1 teaspoon sesame oil

1 can creamed corn soup

2 teaspoon corn starch dissolved in 1/4 cup water

Combine the chicken broth, cream corn, soy sauce, scallion and garlic in a large saucepan. Heat to boil, reduce heat and allow to simmer.

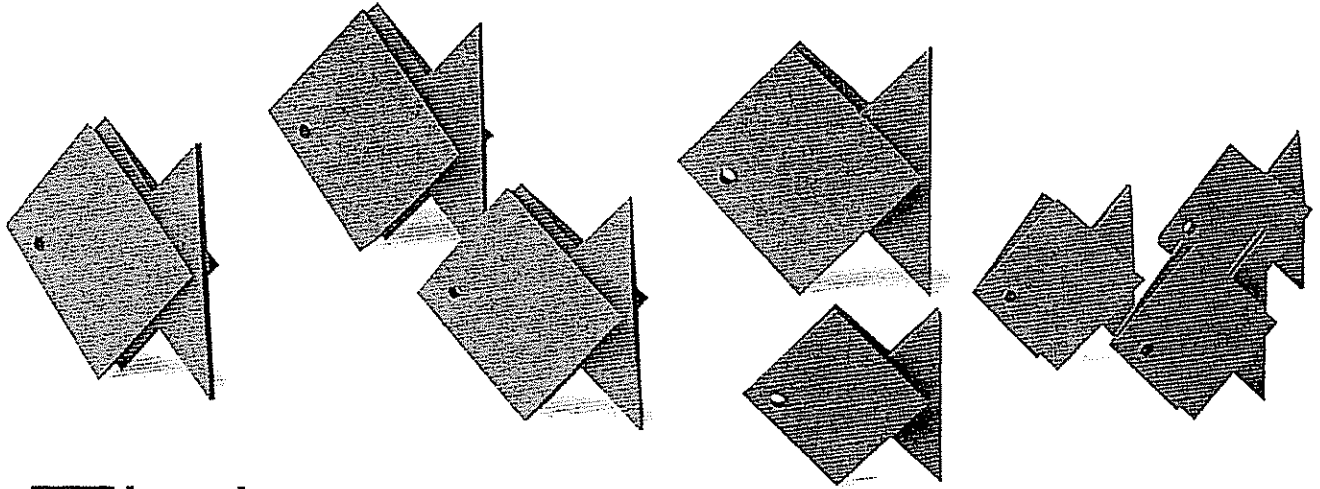
Slowly stir in beaten eggs while stirring constantly. Add the corn starch water and sesame oil, allow to simmer for 1 minute.

## **African Peanut Butter Soup**

- 1 cup creamy peanut butter**
- 1 tablespoon vegetable oil**
- 1 finely chopped onion**
- 1 celery stalk sliced**
- 2 cloves minced garlic**
- 1/2 tsp. chili powder**
- 1 can 14 1/2 ou. diced tomatoes**
- 2 cans chicken or vegetable broth**
- 1 cup cooked rice**
- 1 cup shredded cooked chicken**

**Add onion, celery, and red pepper in large saucepan over medium heat. Saute. Stir often until vegetables are tender (about 10 minutes). Stir in garlic and chili powder. Saute 1 minute longer.**


**Add tomatoes with their liquid, chicken broth and peanut butter to the saucepan. Bring to a gentle simmer. Stir often and add rice and chicken.**



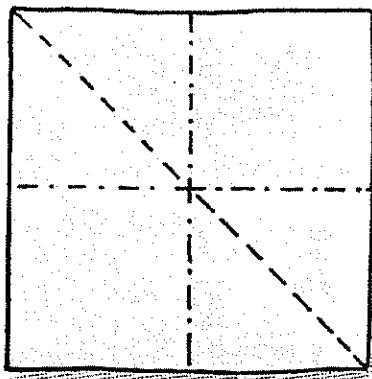
# Fish

► Very easy

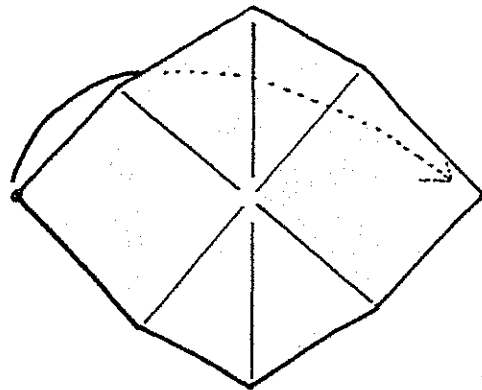
Fish like company, so they travel in a school. You'll find these friendly creatures in rivers, lakes and oceans.



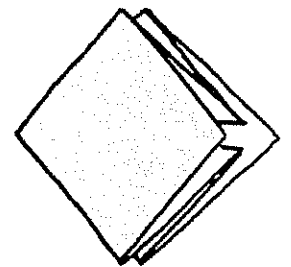
## The Body



**1** Use a square sheet with the colored side up. Mountain crease the horizontal and vertical, and valley crease one diagonal.




**2** Fold the model, joining the points.

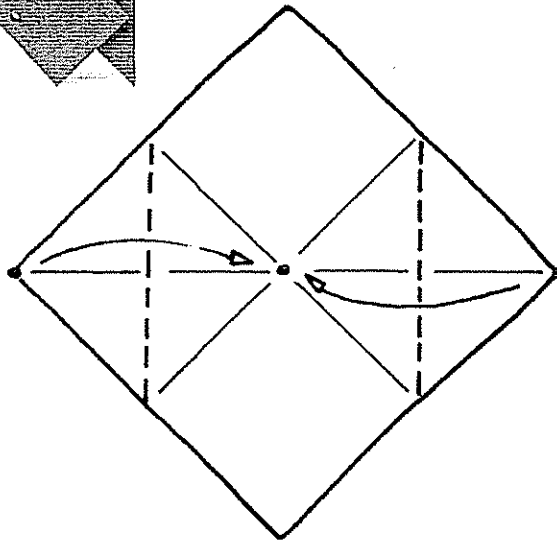


**3** The body is finished.

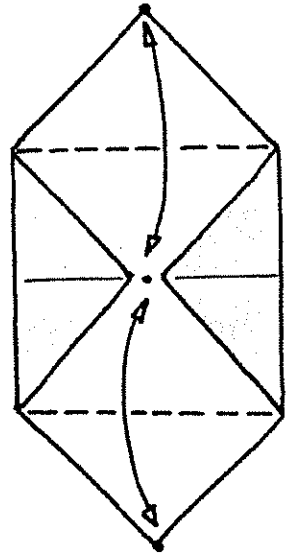
## The Tail



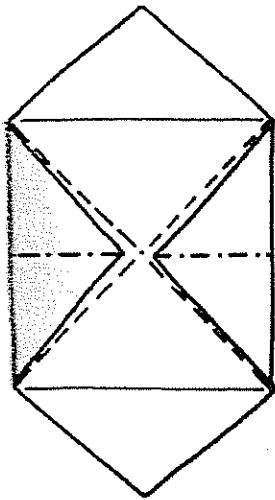
1 Make the same model as the body, then unfold.



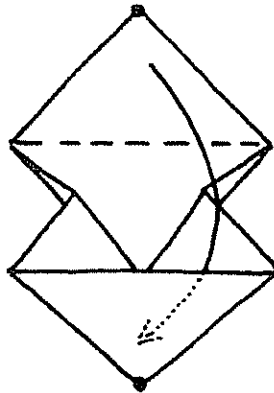
2 Fold two corners to the center.



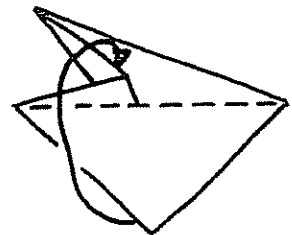
3 Fold and unfold the other two corners to the center.



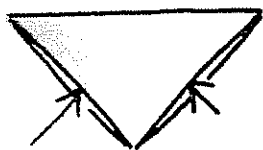
4 Refold the unit as in step 1, bringing in the two triangles.



5 Fold the rear triangle inside to lock the layers.

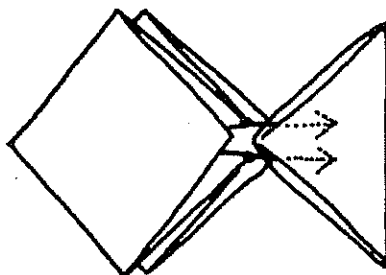


6 Fold the front triangle inside, the same way.

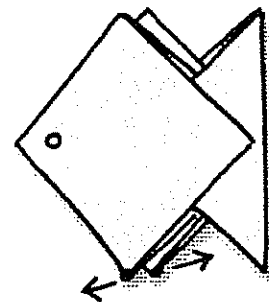


7 The unit has two pockets for assembly.

## Assembly



1 Slide the inside points of the body into the pockets of the tail.



2 For the fish to stand, gently separate the points. Draw an eye with a pencil or punch a hole in the paper.

**木蘭佛緣閣佛具批發**

**MULAN**

**Buddha Things Wholesale.,co**

**Temple Supply**

**Antique Collections & Asian Gifts**

**Feng Shui Products**

**9862 Harwin Dr.,Houston,TX77036**

**Toll Free:1-888-778-4888**

**Tel: 713-922-8216**

**713-922-8268**

**Fax:713-339-2802**

**Email:mali77478@yahoo.com**